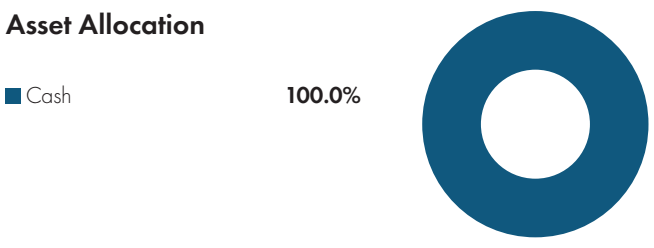
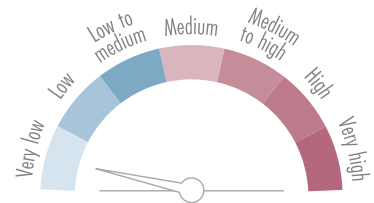


FUTURITY SECTORAL ACTIVE – CASH (First Sentier Institutional Cash Fund)

Fund Code	SA1	Inception date	11 June 2020
Futurity APIR Code	FIG8878AU	Total Management Fee¹	0.46%
Category	Sector	Buy/Sell Spread	0% / 0%
Investment Style	Active	Underlying strategy APIR code	FSF1809AU
UMF PDS available at	firstsentierinvestors.com.au	Suggested Minimum Investment Time²	No Minimum



Investment Risk Rating*
Very Low – 1



Investment Objective, Strategy and Benchmark

To outperform (before fees and tax) the Investment Option’s Performance Benchmark – Bloomberg AusBond Bank Bill Index. It may invest into one or multiple UMFs and/or directly invest in Authorised Investments to have a diverse actively managed portfolio of predominately Australian Cash Investments and short to medium term Fixed Interest Investments.

¹ Total Management Fees is provided on an after-taxation basis and comprised of the Futurity Management Fees and UMF Investment Fees (includes the estimated UMF indirect costs) – see ‘Fees and Other Costs’ – Part A of PDS.

² Longer investment timeframes maximise the benefits of investment compounding, especially for medium and higher taxed investors doing this under an Education Bond’s Tax-Paid investment structure. Education Bonds also have an ‘Investment Bond 10-Year Advantage’ meaning the benefits of Tax-Free access to your Bond after 10 years from its Commencement Date, subject to certain conditions as explained in Part A of our PDS.

* Performance is measured by Investment Option price movements (after Tax and Management fees). It is quoted using the sell (exit) price and is net of all portfolio taxes, management fees, and fund expenses, however does not take into account any stamp duty, transaction costs and management fee rebates. Past performance is not a reliable indicator of future performance.

ABOUT THE INVESTMENT MANAGER

First Sentier Investors

First Sentier Investors is a global asset management group focused on providing high quality, long-term investment capabilities to clients. It brings together teams of specialist investment managers who share its common commitment to responsible investment principles.



First Sentier Investors is a stand-alone asset management business and also home to a number of individually branded investment teams, such as Stewart Investors, FSSA Investment Managers, and Realindex Investments. All investment teams operate with discrete investment autonomy, according to their investment philosophies. Together, the group offers a comprehensive suite of investment capabilities across global and regional equities, cash and fixed income, infrastructure and multi-asset solutions, all with a shared purpose to deliver sustainable investment success.

First Sentier Investors has been managing money with a long-term outlook for more than 30 years and today manages approximately A\$231.9 billion of assets as at 31 March 2022 on behalf of institutional investors, pension funds, wholesale distributors and platforms, financial advisers and their clients.

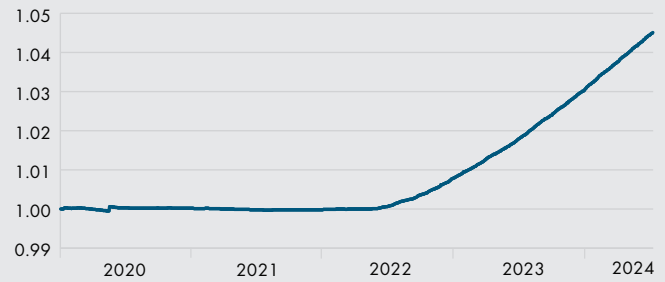
First Sentier Investors is ultimately owned by MUFG, one of the world’s largest financial services companies.

PERFORMANCE HISTORY

Futurity Sectoral Active – Cash at 30 June 2024³

1 Mth	3 Mths	6 Mths	1 Yr	2 Yrs	3 Yrs	4 Yrs
0.22%	0.69%	1.39%	2.71%	2.21%	1.48%	1.12%

³ Other costs relating to the operation of the Investment Option can be charged directly to the Investment Option or reimbursed to Futurity if paid by the Management Fund e.g. acquisition, disposal, valuation and transaction costs, such as brokerage, state duty, insurance, custody, as well as auditor, actuary and legal fees. They are reflected in the Unit Price and capped to a maximum of 0.1% pa, with any excess absorbed by the Management Fund.



GENERAL MARKET UPDATE

The June 2024 quarter was reasonable for Global Equities and Emerging Markets, with the MSCI World (Hedged) and MSCI EM indices gaining 2.9% and 2.6%, respectively. The US equity markets were driven by the technology sector. It was further boosted by strong earnings reports and favorable investor sentiment, supported by continuous innovation and growth prospects in artificial intelligence.

Political activities filtered through investment markets, having impact on both US and European bond yields. US Treasury Yields were impacted because of below-consensus inflation data in the US, despite some intra-month volatility. Political developments in the US placed upward pressure on yields towards the end of the quarter.

Australian shares fell by 1.2% over the June 2024 quarter, as measured by the S&P/ASX 300 Accumulation Index. The RBA maintained the official cash rate at its June 2024 meeting at 4.35%. Australian inflation remains elevated, with declines losing momentum in recent economic data. The RBA reiterated their commitment to bringing inflation to target.

The Australian 10-year Government bond yield ended June 2024 at 4.32%. The US 10-year Government bond yield ended June 2024 at 4.36%.

The Australian Dollar (AUD) appreciated by 2.4% against the USD over the June 2024 quarter, ending the quarter at 66.8 US cents.

STAY IN TOUCH

A copy of the PDS is available on the website.
We also have a range of information on our website for you to access including:

- Cost of education calculator
- Financial Adviser calculator
- Market Insights

You can also subscribe to stay informed with Insights, market research and business news.

CONTACT US

W: futurityinvest.com

P: 1300 345 456

H: 9am to 5.00pm (Mon–Fri) Melbourne time

E: advisercare@futurityinvest.com

FOLLOW US ON LINKEDIN, FACEBOOK AND INSTAGRAM



Futurity Investment Group Limited ABN 21 087 648 879, AFSL 236665 (Futurity) is the product issuer of Futurity's Education Bonds (Education Bonds).

This document has been prepared for the purpose of providing general information, without taking account of any individual's objectives, financial situation or needs. Before making any investment decision (including switching between Investment Options), personal circumstances need to be considered.

It is important that prospective or existing Bond Owners read the relevant Combined Financial Services and Product Disclosure Statement (PDS) (available on our website www.futurityinvest.com or by calling us on 1300 345 456) before deciding to acquire, to switch between Investment Options or dispose of Education Bonds.

The licensed financial adviser remains responsible for any advice/services provided to clients including making their own inquiries and ensuring advice/services are appropriate and in accordance with all legal requirements. Therefore, any advice/services must not be attributed to Futurity or in any way suggest that Futurity is the author of the advice/services. Any representations or statements made beyond those stated in the PDS are expressly disclaimed.

Neither Futurity nor any of the underlying fund managers guarantee (whether expressly or impliedly) the repayment of capital or the performance of the Education Bond or any individual Investment Option. The Investment Options are subject to investment and market risks, which could include delays in repayment and loss of earnings and capital invested.

This information may not be copied, reproduced or redistributed without the express consent of Futurity. While the content is believed to be accurate, it may be subject to change without notice. Futurity does not warrant or represent that it is free from errors or omissions or that it is suitable for any particular person's intended use.

This information is current as at June 2024.

INV020 V9_20240718